



Brainstorm Workbench



Red Legs & 24" Red Stools  
30"W x 60"D x 34"H

**cef**  
INNOVATE.CREATE.REPEAT.



42"W x 72"D x 42"H  
Black Legs & Robotics Kit  
30" Black & Silver Stools

**NEW!** Magnetic Mounted stools now available on Brainstorm Workbenches



24"W x 84"D x 26"H  
Silver Legs & 18" Silver & Purple Stools

**STANDARD**

- 1.5" UV Coated Solid Maple Butcher Block Top (Anti-Microbial/Stain & Chemical Resistant)
- Full Square Steel Frame
- Colored Legs
- Four Post Leg Design
- Corner Gussets for Added Support
- 3" Heavy Duty All Locking & Swivel Casters

Full Square Welded Frame (Underneath View)



**OPTIONS**

- Chemical Resistant Phenolic Core Top
- High Pressure Laminate Top
- Under Mount Electrical (2USB/2AC)
- Backpack Hooks
- Magnetic Mounted Stool Package
- Robotics Bumper Kit (only on 42"x72" & 42"x84")

18" Metal Stool Colors:



24" & 30" Metal Stool Colors:



**DIMENSIONS**

**48 DIFFERENT SIZES AVAILABLE!**

**AVAILABLE HEIGHTS:** 26", 30", 34", 42"

4 heights in the following dimensions:  
(34" height is ADA Compliant)

24"W x 60"D

30"W x 60"D

36"W x 60"D

42"W x 60"D

24"W x 72"D

30"W x 72"D

36"W x 72"D

42"W x 72"D

24"W x 84"D

30"W x 84"D

36"W x 84"D

42"W x 84"D

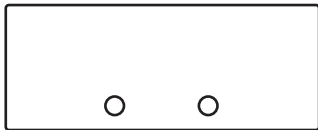
**Leg & Robotic Kit Color Options:**



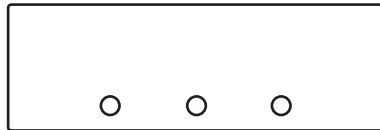
# Magnetic Mounts for Brainstorm Seating

Magnetic mounted stool seating packages are now available as an option on the Brainstorm Workbench. The following is a diagram of the magnet assembly placement for each of our Brainstorm Workbench table top sizes.

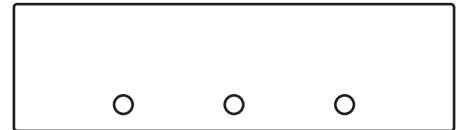
24 x 60



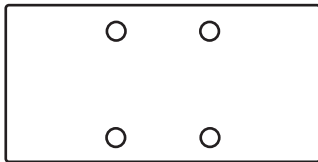
24 x 72



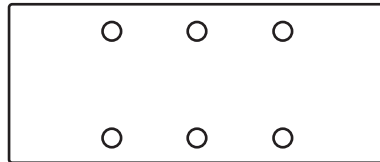
24 x 84



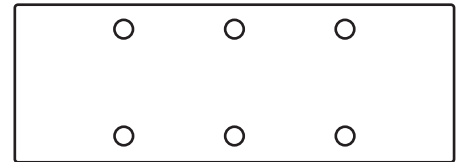
30 x 60



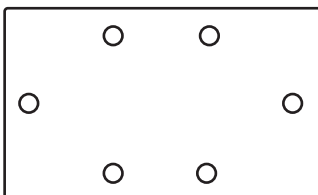
30 x 72



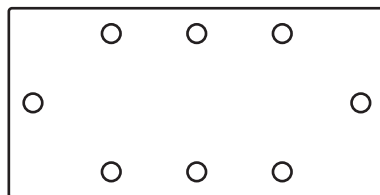
30 x 84



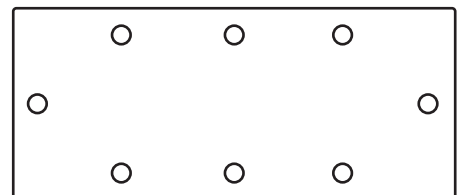
36 x 60



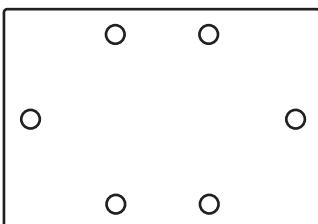
36 x 72



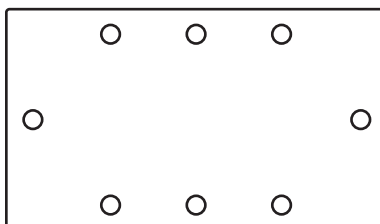
36 x 84



42 x 60



42 x 72



42 x 84

