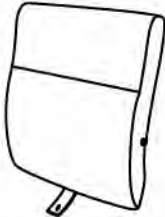



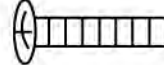
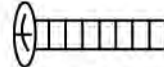
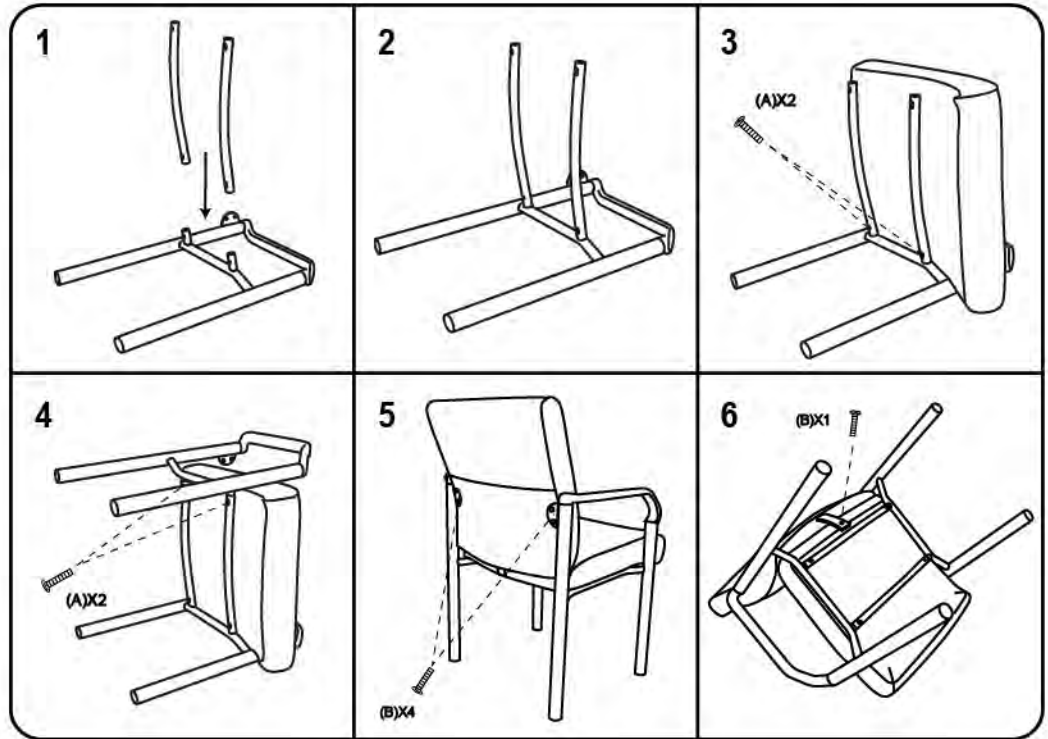


**IMPORTANT NOTICE:
HARDWARE PACKAGE IS ATTACHED
ON THE BOTTOM OF SEAT CUSHION.**

BMODEL:689

(1)X1	(2)X1	(3)X1 (L)X1 (R)
		 Right Frame Left Frame
Back	Seat	
(4)X2		
		
Connecting Bar		
(A)x4		M6*40 SEAT SCREW
(B)x5		M6*25 BACK SCREW



Insert and loosely tighten all screws. When assembly is completed, fully tighten all screws before using. This chair is only intended for sitting. Any other use will void the warranty.

Adjust glides at the bottom of each leg to prevent chair from wobbling.

