

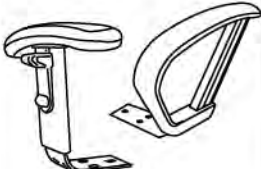
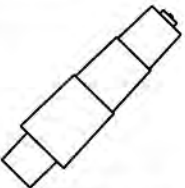



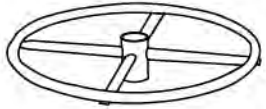

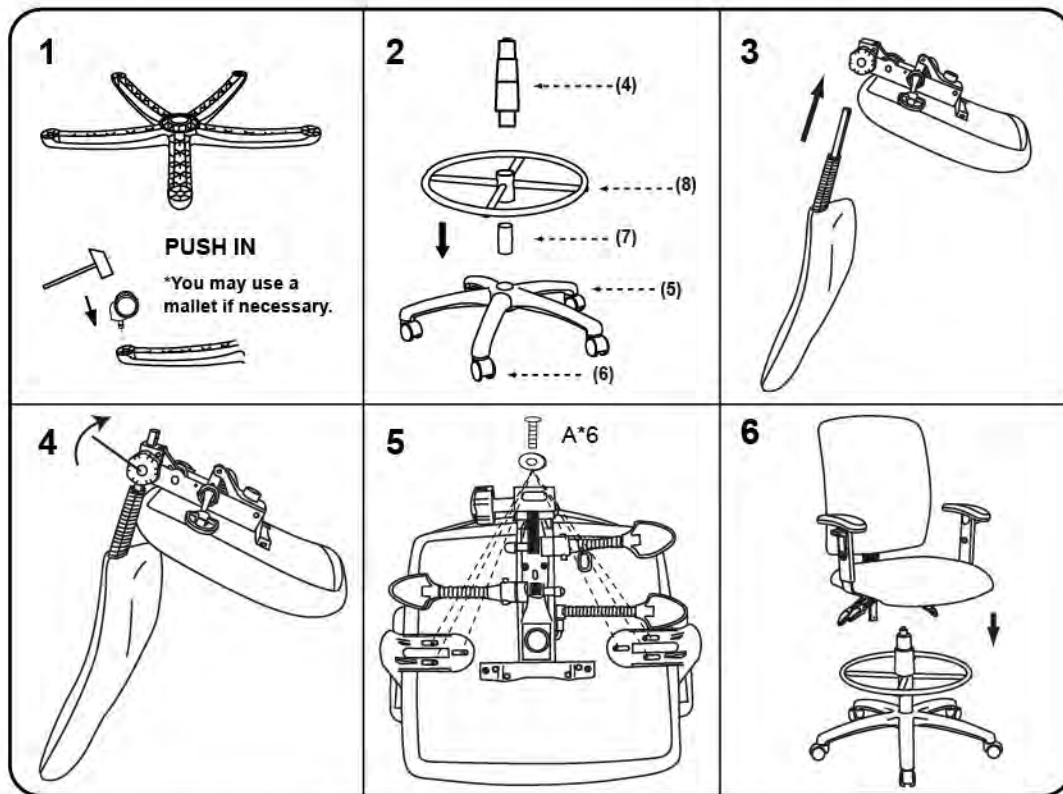


**IMPORTANT NOTICE:
HARDWARE PACKAGE IS ATTACHED
ON THE BOTTOM OF SEAT CUSHION.**

MODEL: B1635 1636 1637 B1645 1646 1647

(1)x1  Back Cushion	(2)x1  Seat Cushion	(3)x1 (L)x1 (R)  Left-Arm-L Right-Arm-R
(4)x1  Gas Lift W/ Cover	(5)x1  Base	(6)x 5  Caster
(7)x1  TU009-EXT	(8)x1  TU009	(A)x6  M6 X 28 Arm Screws

Insert and loosely tighten all screws. When assembly is completed, fully tighten all screws before using. This chair is only intended for sitting. Any other use will void the warranty.



B1635
B1645



B1636
B1646



B1637
B1647