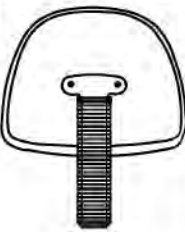
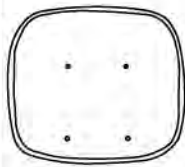

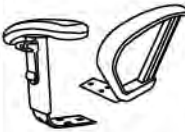
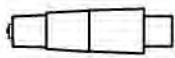

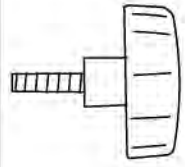
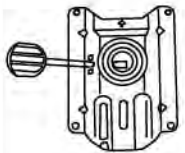


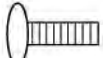
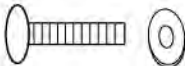
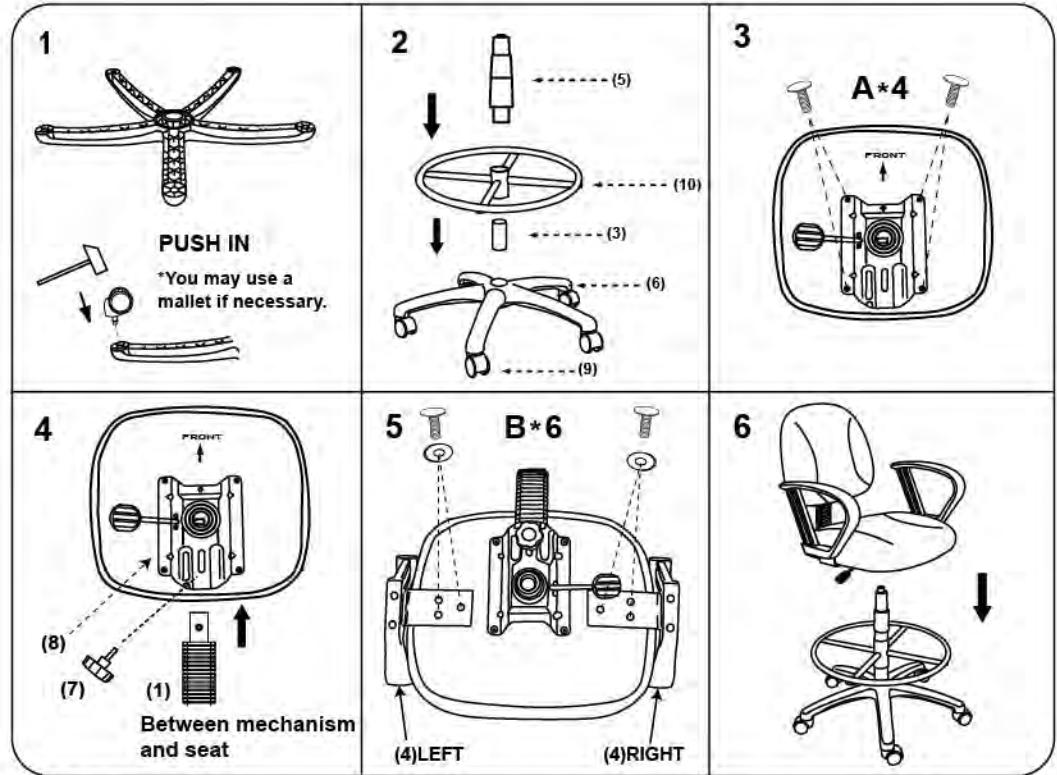


**IMPORTANT NOTICE:
HARDWARE PACKAGE IS ATTACHED
ON THE BOTTOM OF SEAT CUSHION.**

MODEL: 1615 1616 1617

(1)x1  BACK	(2)x1  SEAT	(3)x1  TU009-EXT	(4)X1(L)X1(R)  1616 / 1617 Arms
(5)x1  Gas Lift	(6)x1  Base	(7)x1  Knob	(8)X1  Mechanism
(9)X5  Casters	(10)X1  TU009		
(A)*4  M8*22 Mechanism Screws	(B)*6  M6*28 Arm Screws		



Insert and loosely tighten all screws. When assembly is completed, fully tighten all screws before using. This chair is only intended for sitting. Any other use will void the warranty.