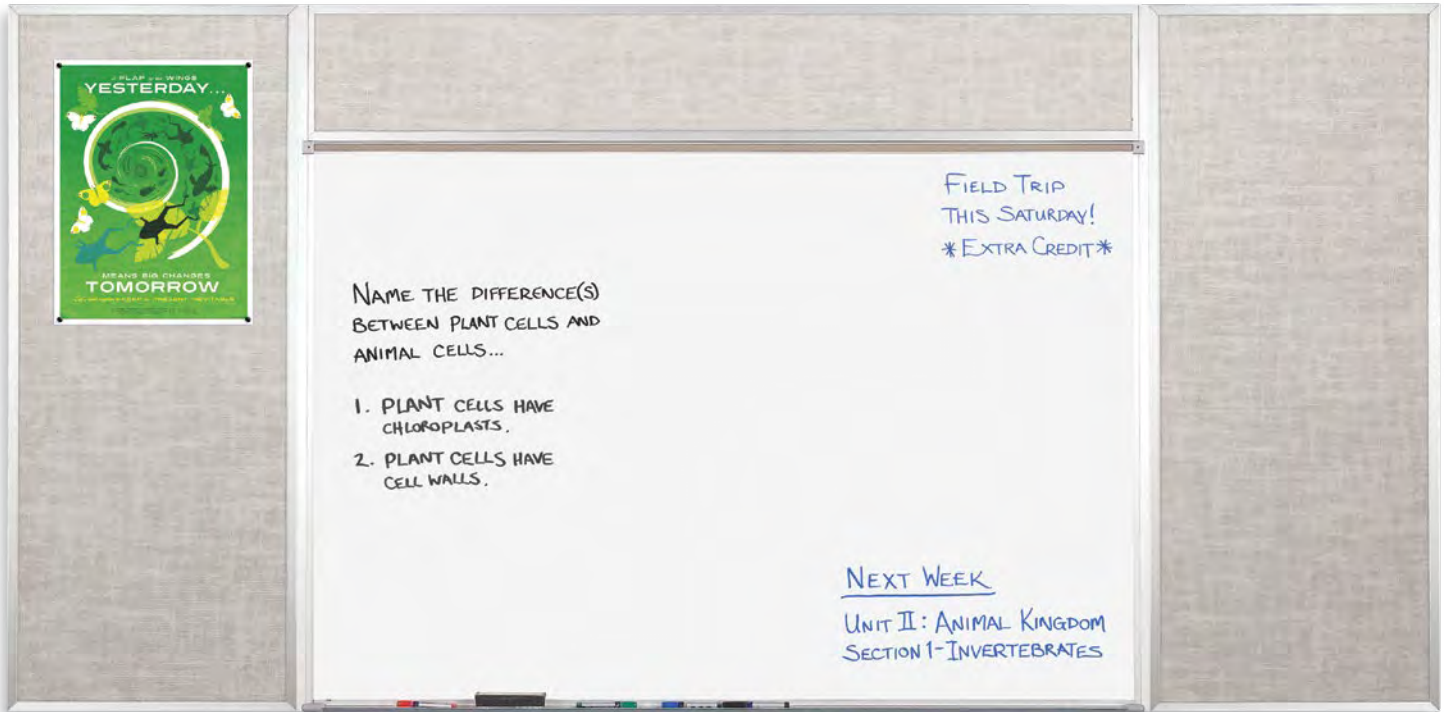


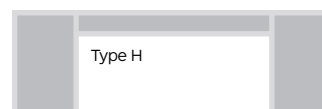
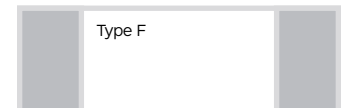


COMBO-RITE BOARD

Modular Whiteboard & Tackboard



PART NO.	OVERALL	WHITEBOARD	TACKBOARD	SHIP WT.
TYPE C				
506-1C-PM-X2	5H x 6W	4H x 6W	1H x 6W	102 lbs
508-1C-PM-X2	5H x 8W	4H x 8W	1H x 8W	136 lbs
510-1C-PM-X2	5H x 10W	4H x 10W	1H x 10W	170 lbs
512-1C-PM-X2	5H x 12W	4H x 12W	1H x 12W	217 lbs
516-1C-PM-X2	5H x 16W	4H x 16W	1H x 16W	272 lbs
TYPE D				
506-4C-PM-X2	5H x 6W	4H x 4W	5H x 2W	102 lbs
508-4C-PM-X2	5H x 8W	4H x 6W	5H x 2W	136 lbs
510-4C-PM-X2	5H x 10W	4H x 8W	5H x 2W	170 lbs
512-4C-PM-X2	5H x 12W	4H x 8W	5H x 4W	217 lbs
516-4C-PM-X2	5H x 16W	4H x 12W	5H x 4W	272 lbs
TYPE E				
406-6C-PM-X2	4H x 6W	4H x 4W	4H x 2W	102 lbs
408-6C-PM-X2	4H x 8W	4H x 6W	4H x 2W	136 lbs
410-6C-PM-X2	4H x 10W	4H x 6W	4H x 4W	170 lbs
412-6C-PM-X2	4H x 12W	4H x 8W	4H x 4W	217 lbs
416-6C-PM-X2	4H x 16W	4H x 12W	4H x 4W	272 lbs
TYPE F				
408-7C-PM-X2	4H x 8W	4H x 4W	4H x 2W	136 lbs
410-7C-PM-X2	4H x 10W	4H x 6W	4H x 2W	170 lbs
412-7C-PM-X2	4H x 12W	4H x 8W	4H x 2W	217 lbs
416-7C-PM-X2	4H x 16W	4H x 8W	4H x 4W	272 lbs
TYPE H				
508-9C-PM-X2	5H x 8W	4H x 4W	5H x 2W	136 lbs
510-9C-PM-X2	5H x 10W	4H x 6W	5H x 2W	170 lbs
512-9C-PM-X2	5H x 12W	4H x 8W	5H x 2W	217 lbs
516-9C-PM-X2	5H x 16W	4H x 8W	5H x 4W	272 lbs

- Designed to allow you to create the board that works for you. Combine whiteboard and tackboard into one attractive and modular unit.
- Ideal for classrooms, the Combo-Rite Board surfaces can be changed or replaced when worn or damaged, saving time and money.
- Anodized aluminum trim features easy-to-use H-channels to join panels together, also enabling easy disassembly for panel replacement.
- Writing surfaces include a full-length map rail and accessory tray with Dura-Safe® rubber end caps.
- Fifty year limited warranty on porcelain steel. Ten year limited warranty on tackboard. SCS Indoor Advantage Gold Certified.



Shipping weights are listed on a per item basis and may vary based on quantities ordered.
 *Ships UPS.
 **Ships UPS with large package surcharge or additional handling fee.



MOORECO INC
 2885 Lorraine Avenue | Temple, TX 76501
 p: 800.749.2258 | f: 866.888.7483
moorecoinc.com