



Specs – 63T

Bench Table

Features, Construction and Accessories

Tabletop

- Tabletop Construction – Constructed with 3/4" M3 industrial grade particleboard with average density of 45 P.C.F. The particleboard panel has a smooth surface for laminating. The longer core particles enhance the core strength and dimensional stability. Tabletop thickness is .80" +/- .020".
- .028 Wilsonart® phenolic backer bonded to the bottom of the core, providing the fabricated piece with balance and protection from the effects of humidity in their normal use.
- The top is laminated with Wilsonart® .030 high-pressure laminate for superior abrasion resistance. Meets or exceeds NEMA specifications. Top is secured to frame with #10 x 3/4" screws for superior holding power and ease of replacement, 9" on centers.
- Laminate Options – When choosing your laminate color from Wilsonart®, please note that Palmer Hamilton standards are all colors ending with '-38' or '-60'. Exceptions apply to colors that begin with a 'Y' or end with a 'K-38' or 'K-60'. All premium colors are subject to an upcharge. Custom logos available at an upcharge.
- Edge Options/Materials - EdgeGuard™ is a sprayed on polyurea edge treatment that provides superior resistance to moisture, eliminates unsanitary food traps, and is extremely tamper resistant. Edges stay sealed, preventing peeling and chipping. Durable for many years of use.

63T Specs 09062017

Benchtop

- The core is 3/4" M-3 industrial grade particleboard with average density of 45 P.C.F. The particleboard panel has a smooth surface for laminating. The longer core particles enhance the core strength and dimensional stability. Bench top thickness is .80" +/- .020".
- .028 Wilsonart® phenolic backer bonded to the bottom of the core, providing the fabricated piece with balance and protection from the effects of humidity in their normal use.
- The top is laminated with Wilsonart® .030 high-pressure laminate for superior abrasion resistance. Meets or exceeds NEMA specifications. Top is secured to frame with #10 x 3/4" screws for superior holding power and ease of replacement, 9" on centers.
- Laminate Options – When choosing your laminate color from Wilsonart®, please note that Palmer Hamilton standards are all colors ending with '-38' or '-60'. Exceptions apply to colors that begin with a 'Y' or end with a 'K-38' or 'K-60'. All premium colors are subject to an upcharge. Custom logos available at an upcharge.
- Edge Options/Materials – EdgeGuard™ is a sprayed on polyurea edge treatment that provides superior resistance to moisture, eliminates unsanitary food traps, and is extremely tamper resistant. Edges stay sealed, preventing peeling and chipping. Durable for many years of use.
- Benches fold up with table for easy cleaning of floor beneath the table and quickly folding up and moving to storage area. Removing two bolts allows any bench to be removed, facilitating use of chairs and/or wheelchair accessibility.

Frames

- **Table frame** - Self-supporting, MIG welded; unitized frame design uses 14-gauge 1" and 1-1/4" steel tubing.
- Center support legs are 11-gauge 1-1/4" steel tubing.
- Tubing at casters is double walled to prevent tube seam tear out.
- Lock plates are 7-gauge steel, laser cut to exact tolerances.
- Hinges have nylon spacer bushings to eliminate metal-to-metal contact for easier operation, prevent over tightening of the hinge bolts, and eliminate noisy operation.
- Leg pivot tubes are supported at each apron connection with a nylon bearing, eliminating the friction and noise caused by metal-to-metal contact.
- Each bushing has an oiling hole should lubrication ever be required.
- Low profile 2" high, 14-gauge "C"-shaped aprons provide maximum top clearance.
- Grade 5 hex machine bolts with aircraft-type lock nuts are used at all assembly points.
- Grade 8 shoulder bolts with aircraft-type lock nuts are used at linkage points for greater wear and to prevent over tightening.

63T Specs 09062017

- **Bench frame** - consists of two 1-1/2" x 1-1/2" x 65-1/2" 14-gauge hat channels, connected to the table frame using two 1" diameter 14-gauge bench pivot tubes.
- All metal parts of the frame are thoroughly cleaned to resist corrosion and provide maximum paint adhesion.
- Metal is finished with high-grade electro-statically applied, baked-on epoxy powder to resist abrasion, marring and scratching. Black or Chameleon is standard. Chrome plating is optional at an additional charge.

Table Undercarriage

- All critical parts at the pivot points are attached to the unitized steel frame. Steel latches are automatic in both the storage and in-use positions and are located near the outside perimeter for easy access and in such a way that they cannot be accidentally opened or knocked out of adjustment.
- Compression springs in conjunction with torsion bars provide easy lifting throughout the complete operating range.
- Torsion bars are shot-peened to impart compressive strength and increase the life cycle of each torsion bar. Torsion bars are epoxy "e-coated" to prevent rusting and extend usable life. Torsion bars have machined grooves at each end, which receive e-clips to lock them in position and prevent lateral movement.
- Table rolls on six 4" diameter x 1-1/4" wide Poly II gray rubber, ball-bearing swivel casters during transport. When in the use position, the two middle casters provide superior weight distribution. Poly II rubber wheels provide excellent floor protection, abrasion resistance, good impact strength, quiet operation, and rolling ease. They are non-marking and resistant to water, oil, and most acids and chemicals.
- Patented DoubleGuard® non-tip device allows table to be folded flat (parallel tops) for safety during transport and for minimum storage space requirement. Device is permanent, fixed, non-adjustable and cannot be disabled. DoubleGuard® 3" casters do not contact the floor during normal operation, but assist in rolling the table over doorway thresholds or other obstructions.

Benches

- Benches are mounted to the end legs and middle legs with Grade 5 5/16-18 x 1-3/4" machine bolts with nylock nuts that can be easily removed in the field for wheel chair accessibility. Bench aprons use 2 16-gauge angle aprons with full Dutch bend for additional strength.

Storage Footprint

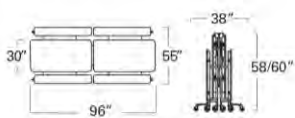
- Two tables in the stored position should occupy an area of 70.0" wide x 68.0" long. Each additional table adds 19.5" to the stacked length.

Certifications and Performance Standards

- Greenguard® Certification - We have been awarded the Greenguard® and Greenguard® Gold by the Greenguard® Environmental Institute. All Greenguard® products have been tested for their chemical emissions performance and can be found in the Greenguard® product guide at greenguard.org.
- UL Listed – Tested by Underwriters Laboratories. Meets the more stringent safety standards contained in UL Standard for Safety for Folding Rollaway Tables, UL 2040.
- Warranty – 15 years. See Palmer Hamilton Warranty at www.palmerhamilton.com

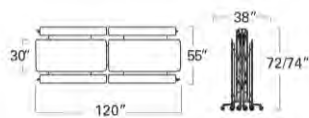
63T Product and Shipping Dimensions and Weights per bench/table. Freight class 250.

Description	Part #	Overall Product Dims H x W x L	Folded Height	Seat Height	Product Weight	Seating Capacity Children (18") Adults (28")	Shipping Dims H x W x L	Shipping Weight
8' Bench/Table – 29" High	63T11293008	29" x 55" x 96"	60"	17"	239 lbs	12 children – 8 adults	66" x 46" x 46"	347 lbs
8' Bench/Table – 27" High	63T11273008	27" x 55" x 96"	58"	15"	239 lbs	12 children – 8 adults	66" x 46" x 46"	347 lbs
10' Bench/Table – 29" High	63T11293010	29" x 55" x 120"	74"	17"	285 lbs	12 children – 8 adults	78" x 46" x 46"	393 lbs
10' Bench/Table – 27" High	63T11273010	27" x 55" x 120"	72"	15"	285 lbs	12 children – 8 adults	78" x 46" x 46"	393 lbs
12' Bench/Table – 29" High	63T11293012	29" x 55" x 120"	82"	17"	334 lbs	16 children – 12 adults	88" x 46" x 62"	442 lbs
12' Bench/Table – 27" High	63T11273012	27" x 55" x 144"	80"	15"	334 lbs	16 children – 12 adults	88" x 46" x 62"	442 lbs
Wheelchair-Accessible 12' Bench/Table – 30" High	63T11303012	30" x 55" x 144"	82"	18"	334 lbs	14 children – 11 adults + 1 WC	88" x 46" x 62"	442 lbs



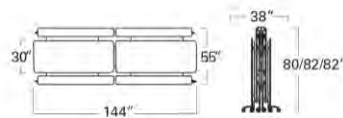
63T 8' BENCH (27"/29" high)

63T11293008
63T11273008



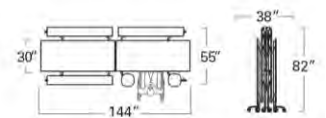
63T 10' BENCH (27"/29" high)

63T11293010
63T11273010



63T 12' BENCH (27"/29"/30" high)

63T11303012
63T11273012
63T11293012



63T 12' BENCH WC (30" high)

63T11303012



made in the
USA



63T Specs 09062017



143 S. Jackson Street • Elkhorn, WI 53121-1911
Toll Free: 800-788-1028 • Local: 262-723-8200 • Fax: 262-723-5180
www.palmerhamilton.com