



JUMBO STORAGE CABINET

Preassembled Model J1878SU

Tennsco Corp., Dickson, TN 37056-1888 • (615) 446-8000

RETAIN INSTRUCTIONS FOR FUTURE REFERENCE!

Congratulations on your purchase of a Tennsco Storage Cabinet! The Model J1878SU Jumbo Cabinet is 48"w x 18"d x 78" tall, providing abundant secured storage space for office supplies, books, records, small parts, tools, etc.

These cabinets offer five openings with four adjustable shelves, two brushed chrome handles (one locking with two keys), and a three-point locking system for extra security. Nylon lock-bar guides ensure smooth, quiet operation.

Tennsco's cabinets are constructed from top quality steel. Welded box formed steel shelves offer exceptional strength with weight capacities of up to 400 lbs. per shelf, evenly distributed (bottom shelf capacity is 200 lbs., evenly distributed). Our attractive and durable powder-coated paint finish will provide for years of service.



GENERAL SAFETY INFORMATION: Some parts may have sharp edges. CARE must be taken when handling various pieces to avoid injury. For safety, wear a pair of work gloves when assembling or performing any maintenance on your cabinet.

LIMITED WARRANTY

Tennsco warrants goods purchased hereunder to be free of defects in materials and workmanship for a period of one (1) year from the date of shipment, hereunder. This warranty shall not apply in the event goods are damaged as a result of misuse, abuse, neglect, accident, improper application, modification or repair by persons not authorized by Seller, where goods are damaged during shipment, or where the date stamps on the goods have been defaced, modified or removed. UNLESS CONSIDERED UNENFORCEABLE OR UNLAWFUL UNDER APPLICABLE LAW:

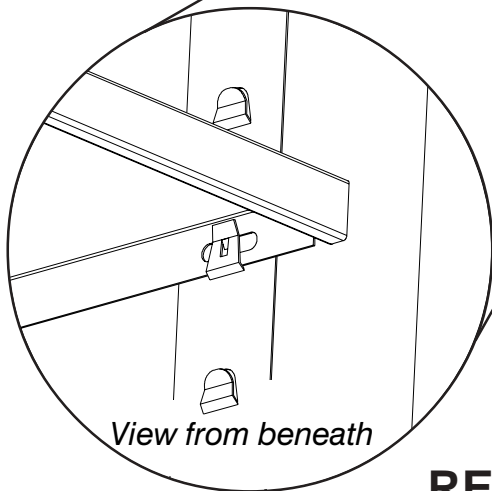
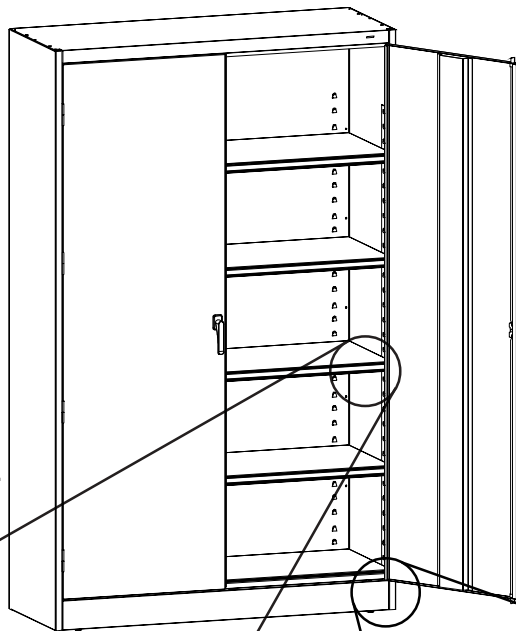
- a. ALL IMPLIED WARRANTIES, INCLUDING BUT NOT LIMITED TO WARRANTIES OR MERCHANTABILITY AND FITNESS FOR A PARTICULAR PURPOSE ARE HEREBY EXCLUDED:
- b. BUYERS REMEDY, IF ANY, FOR ANY DEFECTIVE GOODS SHALL BE LIMITED TO A REFUND BY SELLER OR REPLACEMENT OF THE GOODS AT SELLER'S OPTION, AND SHALL IN NO EVENT INCLUDE DAMAGES OF ANY KIND, WHETHER INCIDENTAL, CONSEQUENTIAL OR OTHERWISE.

NO GOODS ACCEPTED FOR RETURN WITHOUT PRIOR APPROVAL. Seller shall have the right to inspect any goods claimed to be defective at Buyers place of business or require Buyer to return the goods to Seller for inspection on Seller's premises. Transportation charges covering returned goods will be borne by Seller only if such goods are proven to be defective, are covered by this warranty and are returned within the warranty period stated above.

TENNSCO Corp., P.O. BOX 1888, DICKSON, TN 37056-1888
(615) 446-8000 or (866) 446-8686 (toll free)
Website: www.tennsco.com E-mail: Info@tennsco.com

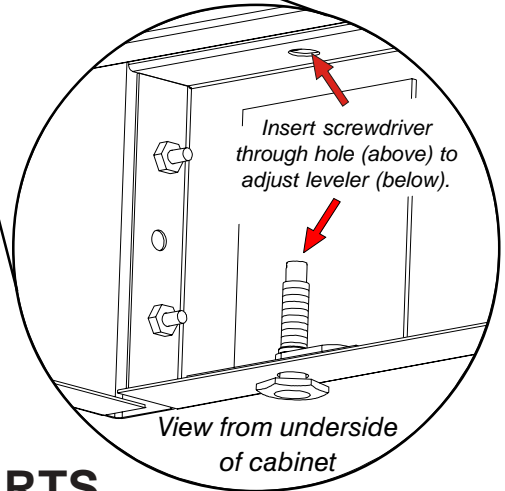
Shelf Adjustment

1. Using a flat-head screwdriver, gently pull the locking tab away from the hole in the shelf edge. This will allow the shelf to be released and lifted from the tab.
2. Place the shelf at the desired level.
3. Insert the shelf edges into the tabs at the new location. Be sure that the shelf is securely fitted into the tabs at all points of contact.



Leveling the Cabinet

1. If cabinet doors don't open and close easily, unit likely needs leveling.
2. Open the cabinet doors and locate the leveling hole on each side of the cabinet base.
3. Insert a flathead screwdriver into each leveling hole, and turn the screw until leveler is at the desired position.
4. If leveled properly, doors should open and close freely.



REPLACEMENT PARTS

For Storage Cabinet		For Locking Handle	
PART DESCRIPTION	PART NO.	PART DESCRIPTION	PART NO.
Shelf	306	Lock Bar Set	043LB
Door (left)	056LD	Locking Handle w/keys and hardware	043LH
Door (right)	056RD	Dummy Handle	043DH
Hinge Pin	944HP	Locking Cam*	944LC
		Cam Retainer*	944CR
		Lock Bar Guide Insert*	944GI

*Included in Locking Handle w/keys and hardware (part no. 043LH). May be ordered alone or as part of the full hardware set.

Tennsco makes every effort to ensure that all units ship complete with all parts and arrive undamaged. However, should your unit contain missing or damaged parts, replacements may be obtained directly from us. To obtain proper replacement parts follow the instructions below, or fill out the form at www.tennsco.com/partsorder.html.

TO OBTAIN PROPER REPLACEMENT PARTS, PLEASE PROVIDE THE FOLLOWING INFORMATION:

- Model Number (J1878SU)
- Description of part(s) needed and part number(s) as shown in Parts List (above)
- Color (i.e. Medium Grey, etc.)
- Was item missing, or was it damaged?
- Purchase Date
- Your company name
- Contact person's name
- Who the product was purchased from

Tennsco Corp., P.O. Box 1888, Dickson, TN 37056-1888 Customer Service: (866) 446-8686 Fax: (866) 445-7260
If requesting parts by telephone, ask for customer service and have as much of the above information ready as possible.