



ELOX400



ELOX216



ELOX217



ELOX318



ELOX500




ELOX171

| MODEL NO | DESKTOP SIZE / SHAPE | WGT-FX |
|------------|------------------------|--------|
| ELO7(6)400 | 36 X 24 CONNECT 4 | 32 |
| ELO7(6)216 | 30 X 18 CONNECT 6 | 36 |
| ELO7(6)217 | 33 X 24 CONNECT 8 | 44 |
| ELO7(6)318 | 30 X 34 DIAMOND 6 | 32 |
| ELO7(6)500 | 20 X 36 ECHO CONNECT 8 | 30 |
| ELO7(6)600 | 20 X 30 SHAPED | 30 |
| ELO7(6)171 | 27.5 X 20 RECTANGLE | 36 |
| ELO7(6)173 | 36 X 24 RECTANGLE | 48 |


Lotz Armor Edge™ Tops: ELO7XXX

Lotz Armor Edge™ top is constructed of 1-1/8" thick MDF (medium density fiberboard) core. MDF is a superior material for screw holding abilities exceeding 250 lbs., breaking strength and load tests. The back material is phenolic which prevents moisture penetration to core material. High pressure laminate is bonded to the MDF core. The 1/4" beveled radius edge is finished using our exclusive Lotz Armor Edge™, a polyurea, which is extremely strong and durable. This edge will not separate from the MDF core material. Student edge has curved belly profile for comfort. Black standard. Colors available.



3mm Tops: ELO6XXX

The core material is 1-1/8" thick particle board with a phenolic backer sheet and high pressure laminate on top. 3mm PVC edge banding is applied to all four sides.



Top surface choice of most Wilsonart matte (-60) finish laminates or chemical resistant laminate (-C).

Legs:

Curved legs are positioned at the widest point of the desk to improve stability and to provide more knee clearance. The legs are constructed from 1-1/4" square, 14-gauge tubular steel with a powder-coated smooth silver (standard) or textured black finish (-B). The legs are fully welded to a triangular 12-gauge mounting plate and are secured to the top with six metal-to-metal threaded inserts and 1/4" - 20 allen head bolts (included). Threaded, case-hardened, self-leveling 1" adjustable nylon glides finish the leg.

Leg Options:

- **Fixed (-FX)** 1-1/4", 14-gauge fixed leg 30" desk height
- **Adjustable (-ADJ)** 1-1/4", 14-gauge adj. legs with 1" insert 26"-31" desk height
- **Junior (-EJA)** 1-1/4", 14-gauge adj. junior legs with 1" insert 21"-26" desk height

ELOX400 & ELOX318 ship with 3 legs; remaining desks have 4 legs.

Shipping Class:


70

Available Options:


- Metal Book Box
- Tote tray book box (7400/7173 only)
- 50MM, dual-wheel casters, 2 locking, 2-non locking
- Data and electrical port




Adjustable legs adjust in 1" increments with tamper resistant screws



Legs positioned at widest point of desk for stability and attached via threaded metal inserts and screws



Certwood Glide & Tilt™ tote tray storage (optional)



Steel book box (optional)