
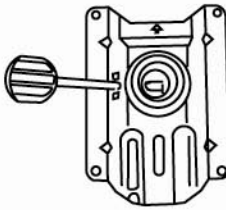
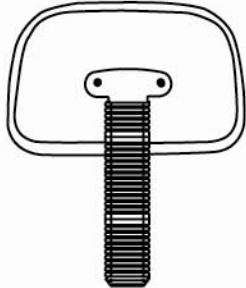
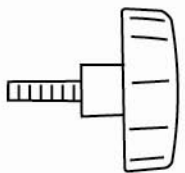



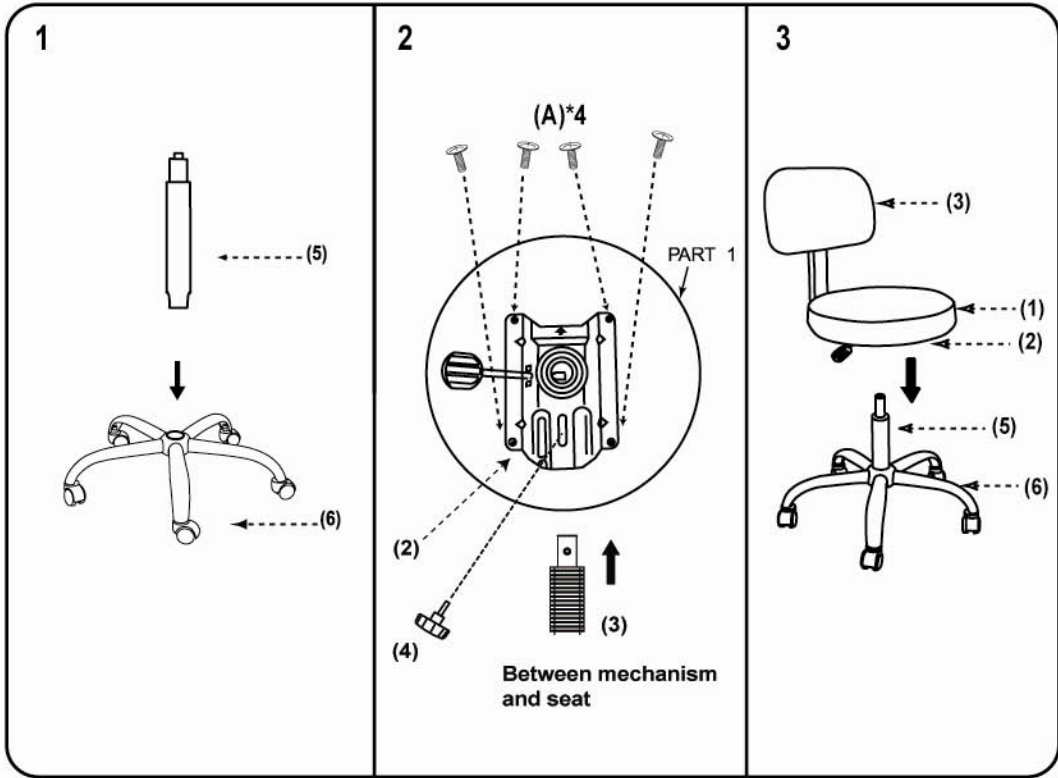


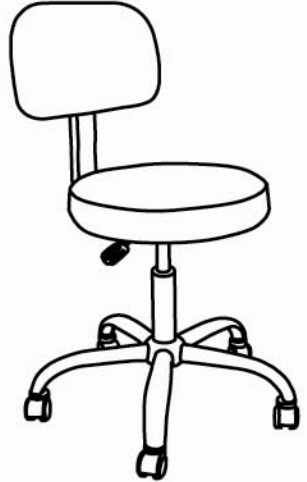

Please unscrew all hardware from cushion before assembly.
Por favor de destornillar todos los tornillos del cojín antes de ensamblar la silla.

B245

(1)x1	(2)x1	(3)x1
		
Seat Cushion	TU001-305/Mechanism	Back Cushion W/ Back Support & Bellow
(4)x1	(5)x1	(6)x1
		
TU305-Knob/Knob	TU026-240/5 / Gas Lift	Base with Casters
(A)x4	 M8X22 MECHANISM SCREW	



Insert and loosely tighten all screws. When assembly is completed, fully tighten all screws before using. This chair is only intended for sitting. Any other use will void the warranty.



Customer Service Hotline: 1-800-593-1888
For further assembly instructions,
please visit our website at www.bosschair.com