







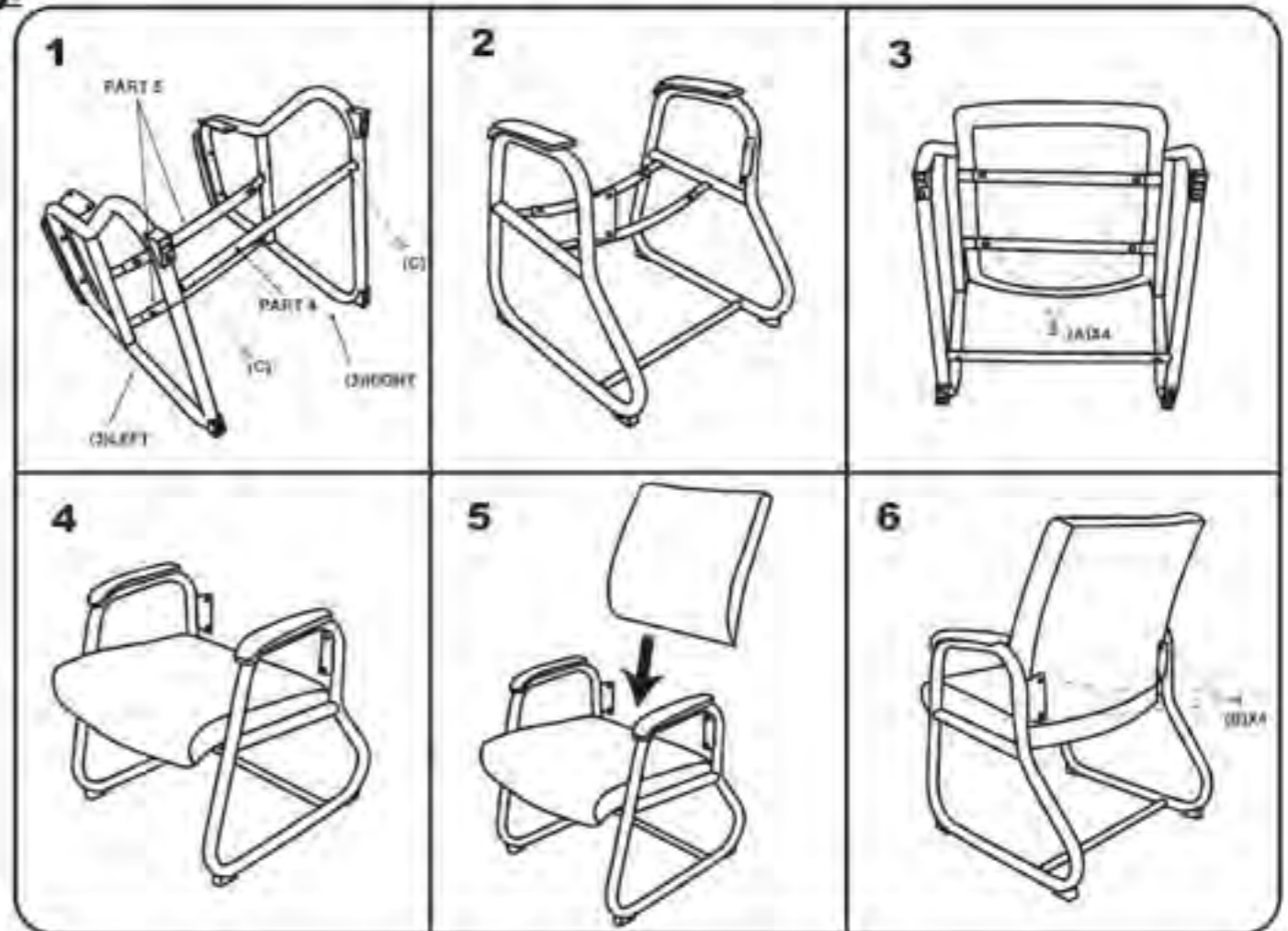


**Please unscrew all hardware from cushion before assembly.**  
**Por favor de destornillar todos los tornillos del cojín antes de ensamblar la silla.**

B709

(1)x1	(2)x1	(3)x1 (L)x1 (R)
		
Back	Seat	Right Frame & Left Frame
(4)x1	(5)x2	
		
Connecting Bar		
(A)x4		<b>M6*36 SEAT SCREW</b>
(B)x4		<b>M6*22 BACK SCREW</b>
(C)x2		<b>M6*14 CONNECTING BAR SCREW</b>



**Insert and loosely tighten all screws. When assembly is completed, fully tighten all screws before using. This chair is only intended for sitting. Any other use will void the warranty.**

