

22m SHAPED TABLES

ADD COLOR
Custom designed
graphics & logo
tops are available



TABLE SHOWN 22M032960RD



TABLE SHOWN 22M03AJ64OC

FEATURES & BENEFITS

- ▶ **Center Latches** are accessible from either side of table. *Saves time – less walking around tables. Two-stage latches have safety stop and in-use positions. Safer table operation.*
- ▶ **Door Clearance** is not a problem; our tables easily clear standard 7' door frames. *Tables can be easily moved throughout your building.*
- ▶ **End Leg Assemblies** are equipped with ball bearing Poly II swivel casters that automatically contact the floor when table is folded for storage. *Tables move easily yet stay in place when open.*
- ▶ **Height-adjustable models** have adjustable legs in 1" increments from 24" to 32" high. *Adjusts from early childhood to wheelchair-accessible heights.*
- ▶ **Unitized Frame** offers a longer lasting table that doesn't rely on the top for its strength. *Holds up to the rigors of today's school environment.*
- ▶ **Poly II Caster Wheels** provide excellent floor protection, abrasion resistance, high impact strength, and easy, quiet operation. They are non-marking and resistant to water, oil and most chemicals. *Tables move with little effort on these long-lasting wheels.*
- ▶ **EdgeGuard™** is a sprayed on polyurea edge treatment that provides superior resistance to moisture, eliminates unsanitary food traps, and is extremely tamper resistant. *Top edges stay sealed, preventing edges from peeling and chipping.*
- ▶ **Powdercoat Finish** creates a harder finish that is tougher and longer lasting than conventional paint. *Reduces chips, scratches and protects frames.*
- ▶ **Wilsonart® Laminates** are abrasion resistant and meet or exceed NEMA specifications. *Less scratching, fading, and staining.*
- ▶ **Options** are available for frame finishes, EdgeGuard™ colors, and laminate colors and patterns. *Coordinate with your theme to achieve the desired effect.*

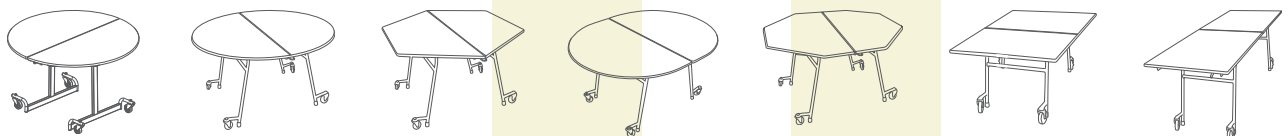
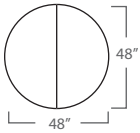
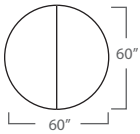


TABLE CONFIGURATIONS

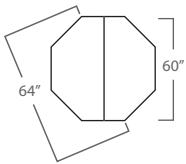
Model Number	Seating Capacity	Table Height
22M032748RD	4-6	27"
22M032948RD	4-6	29"



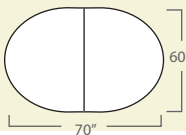
Model Number	Seating Capacity	Table Height
22M032760RD	6-8	27"
22M032960RD	6-8	29"



Model Number	Seating Capacity	Table Height
22M032764OC	8	27"
22M032964OC	8	29"



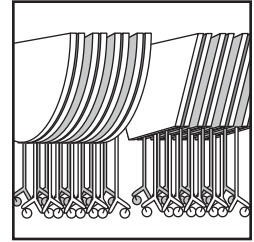
Model Number	Seating Capacity	Table Height
22M032760EL	8-10	27"
22M032960EL	8-10	29"



MULTIPLE SHAPES & OPTIONS AVAILABLE.
Ask a customer service representative for details.

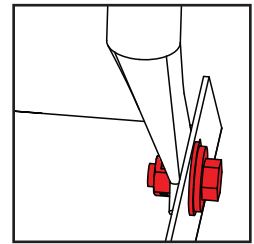
COMPACT STORAGE

Designed to store flat, each additional table adds 9" to the nested depth.



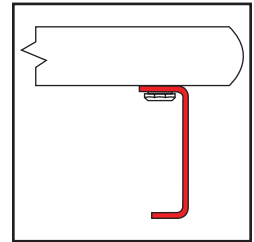
BETTER PIVOT POINTS

Feature bolts, lock nuts, and nylon bushings at major pivot points.



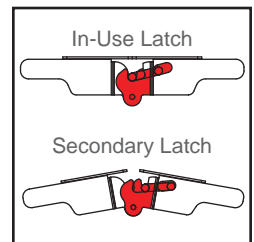
ROLLED STEEL APRON

Heavy-duty 16-gauge steel aprons are rolled to increase strength and eliminate sharp edges.



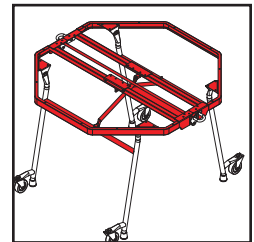
CENTER LATCHES

Two-stage latches have safety stop and in use positions for safe operation.



UNITIZED FRAME

Self-supporting frame adds strength and long life.



800-788-1028

For a complete listing of all our products,
visit our website at palmerhamilton.com



made in the
USA