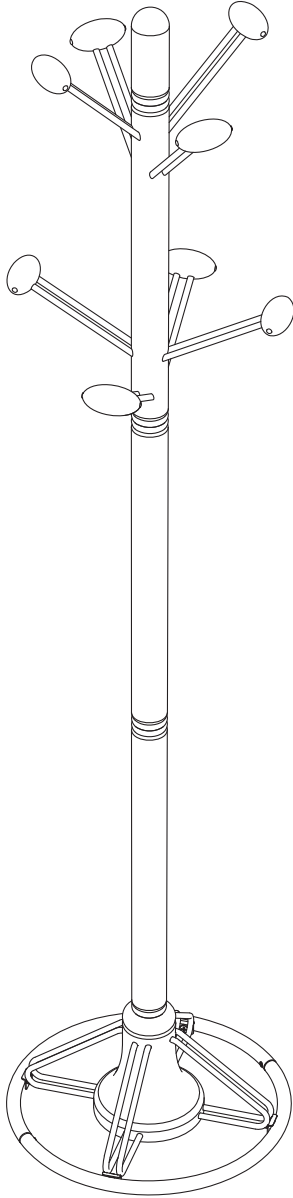


MOUNTING INSTRUCTIONS
INSTRUCTIONS DE SUPPORT
INSTRUCCIONES DEL MONTAJE



4240
Modern Costumer
Casier moderne du manteau
Colgadero moderno de capa

PRODUCT WARRANTY REGISTRATION is available online at: www.safcoproducts.com

• L'INSCRIPTION POUR LA GARANTIE DU PRODUIT est disponible sur l'Internet : www.safcoproducts.com

• EI REGISTRO PARA LA GARANTÍA DEL PRODUCTO está disponible en la Internet: www.safcoproducts.com

For questions or concerns, please call **1-800-664-0042**
available Monday-Friday 7:00 AM to 6:00 PM (Central Time) (English-speaking operators)

Si vous avez des questions pour poser ou les préoccupations pour exprimer, connecter **au 1-800-664-0042** de 7H00 à 18H00 (Heure centrale) (Opérateurs de langue anglaise)

Si usted tiene preguntas o preocupaciones, por favor llame **1-800-664-0042** de 7:00 AM a 6:00 PM (Hora Central) (Operadores que hablan inglés)

TOOLS REQUIRED: Flat-blade Screwdriver, Phillips Screwdriver





Parts List			
Code	DESCRIPTION	Qty.	Part No.
(A)	Main Post	2	4240-01§
(B)	Main Post with holes	1	4240-02§
(C)	Wood Base	1	4240-03§
(D)	Base Strut	4	4240-08SL
(E)	Base Half-Ring	2	4240-09SL
(F)	Top	1	4240-04§
(G)	Arm Rod	16	4240-05SL
(H)	Wood Hook	8	4240-06§

HARDWARE PACK 4240-19§	
 Short Screw Qty. 4 #4240-25NC	 Blunt Screw Qty. 16 #4240-24NC
 Small Screw Qty. 2 #4240-27NC	 Plastic Plug Qty. 16 #4240-26§

§ Note: When corresponding about parts, be sure to state color: Black (BL), Mahogany (MH) or Cherry (CY).

OUTILS REQUIS : *Tournevis à lame plate, Tournevis à pointe cruciforme*

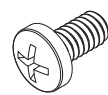



Liste des Pièces			
Code	DESCRIPTION	Qté	N° de Pièce
(A)	Poste Principale	2	4240-01§
(B)	poste principale avec des trous	1	4240-02§
(C)	Base de bois	1	4240-03§
(D)	Support de base	4	4240-08SL
(E)	Demi-anneau de la base	2	4240-09SL
(F)	Haut	1	4240-04§
(G)	Bras Barre	16	4240-05SL
(H)	Bois à Crochet	8	4240-06§

PAQUET MATÉRIEL 4240-19§	
 Vis courte Qte.4 #4240-25NC	 Émoussé vis Qte.16 #4240-24NC
 Petite vis Qte.2 #4240-27NC	 Bouchon en plastique Qte.16 #4240-26§

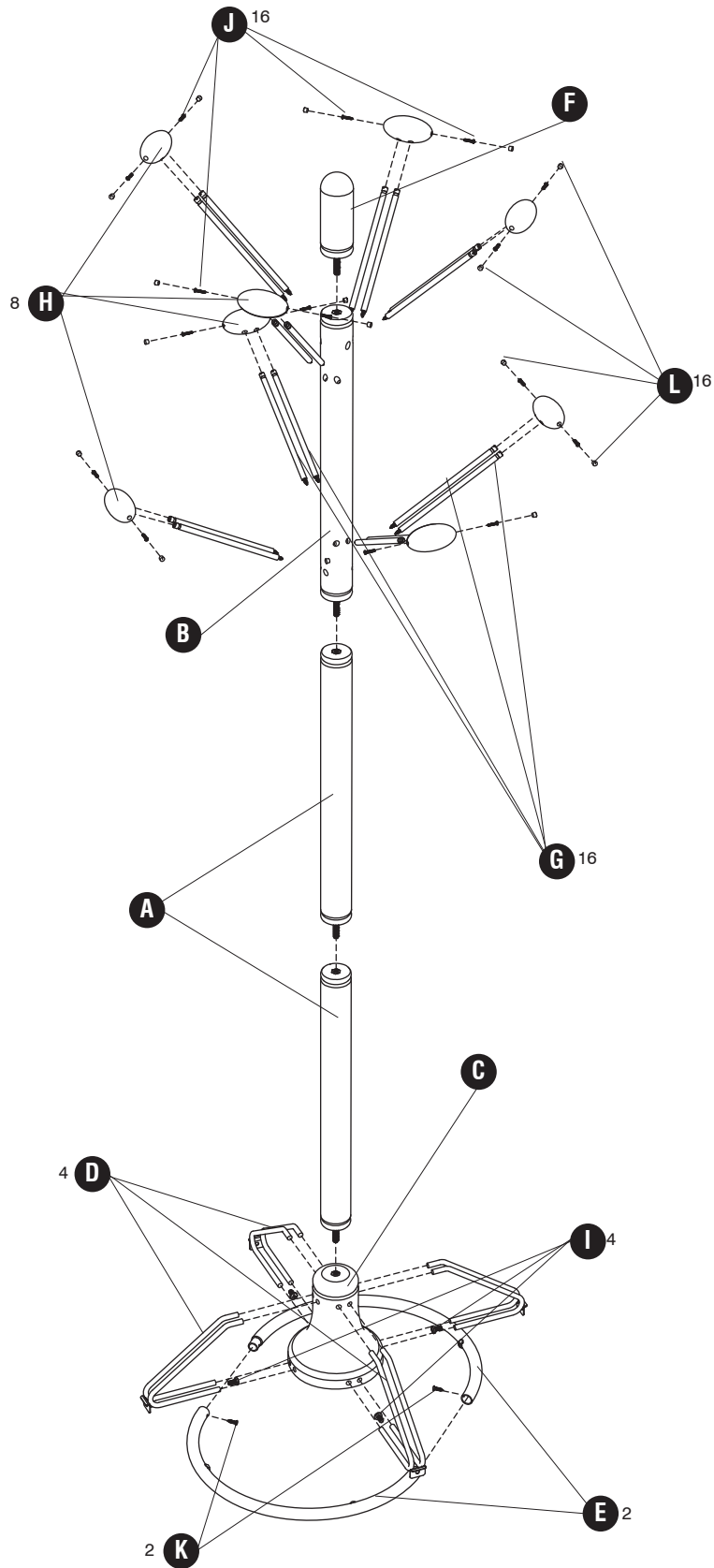
§ Noter: Quand correspondre au sujet de parties, soyez sûr d'affirmer la couleur: Noir(BL), Acajou (MH) ou Chêne Cerise (CY).

HERRAMIENTAS REQUERIDAS: Destornillador plano-hoja, Destornillador Phillips®

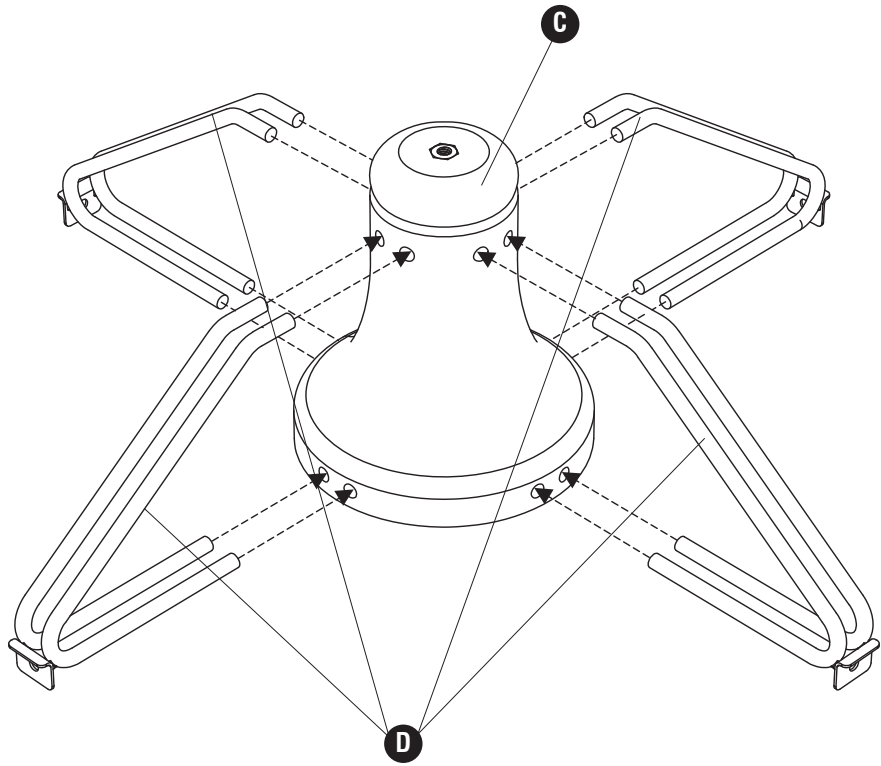
Lista de Piezas			
Código	DESCRIPCIÓN	Cant.	No. de Pieza
(A)	Principal del Post	2	4240-01§
(B)	Principal del poste con agujeros	1	4240-02§
(C)	Base de madera	1	4240-03§
(D)	Puntal para la base	4	4240-08SL
(E)	Base de media caña	2	4240-09SL
(F)	Parte Superior	1	4240-04§
(G)	Barra para el brazo	16	4240-05SL
(H)	Gancho de madera	8	4240-06§

PAQUETE MATERIAL 4240-19§	
 Tornillo corto Cant. 4 #4240-25NC	 Tornillo embotado Cant. 16 #4240-24NC
 Tornillo pequeño Cant. 2 #4240-27NC	 Tapón de plástico Qte.16 #4240-26§

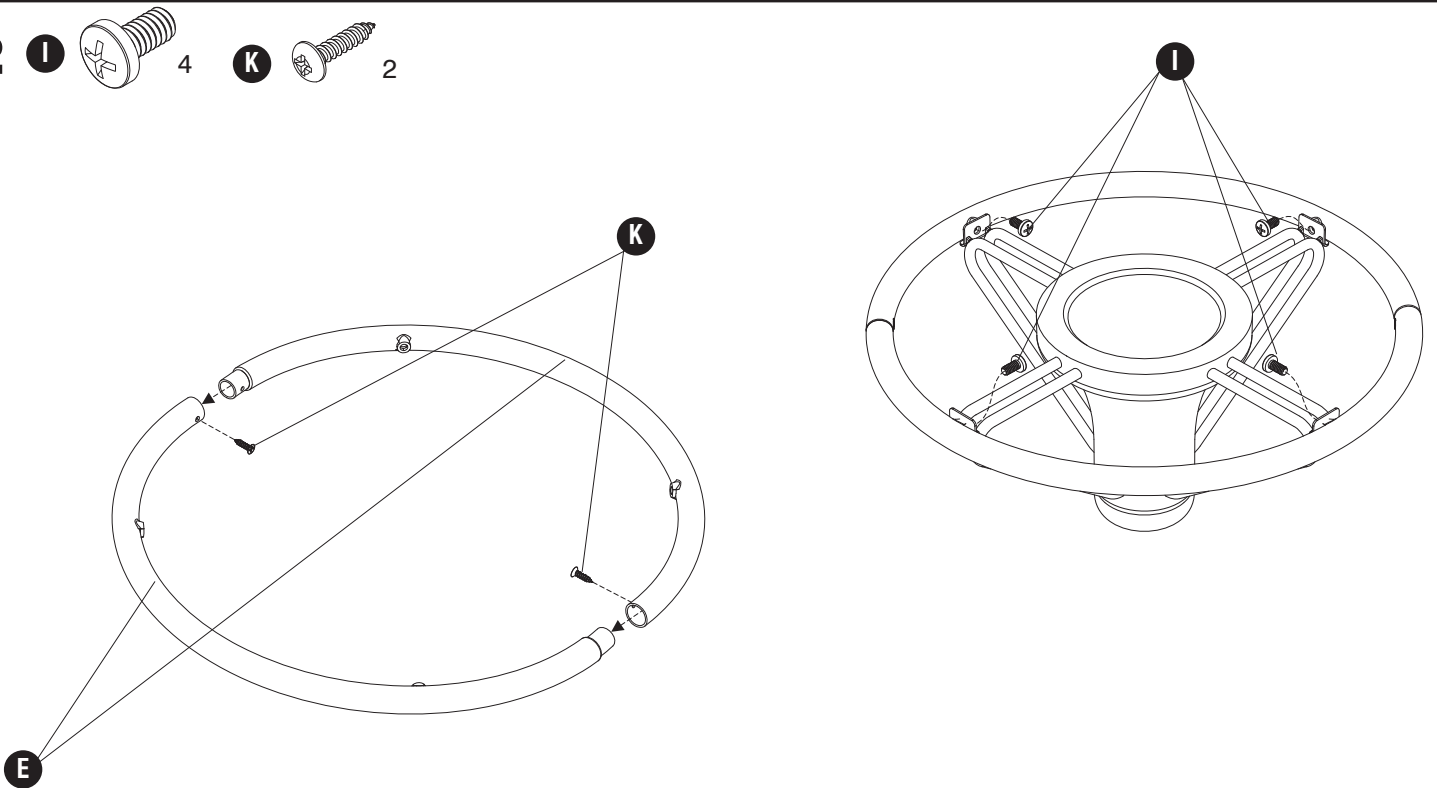
§ Note: Al corresponder sobre las piezas, esté seguro declarar el color: Negro (BL), Caoba (MH) o Cereza (MO)



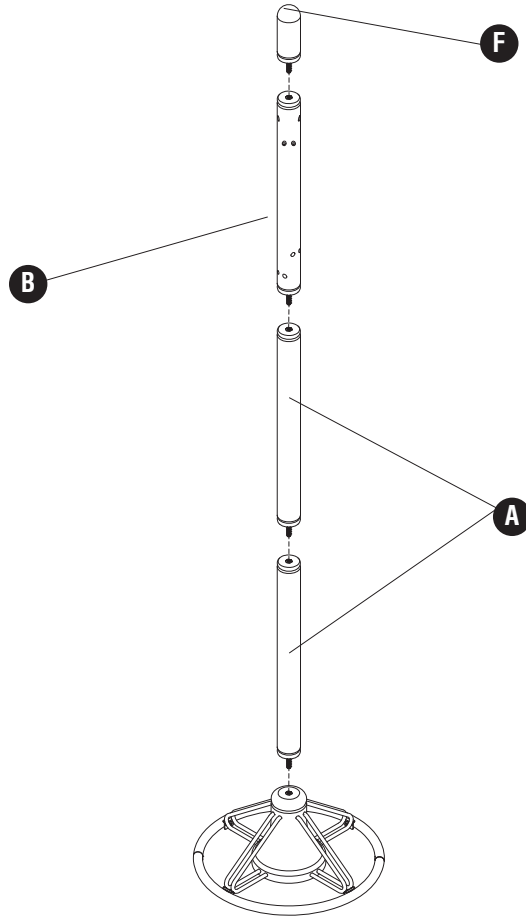
1



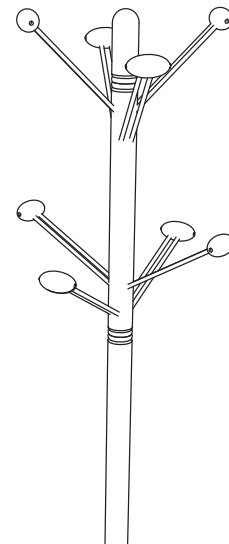
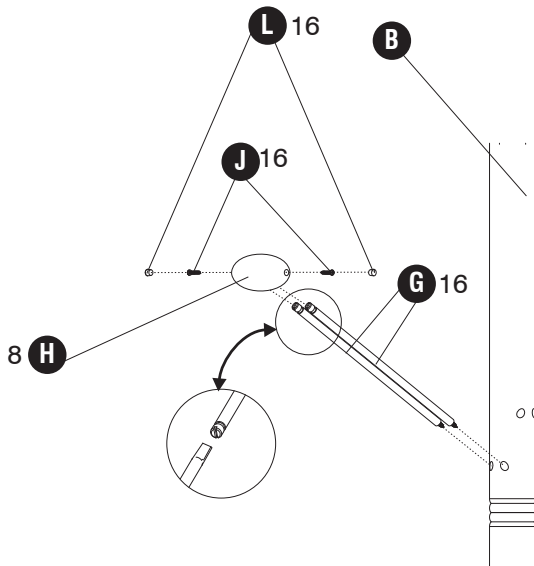
2 I 4 K 2



3



4



Note: Repeat step 4 seven more times. Product should look similar to above drawing
Noter: Répétez la 4ème étape 7 fois plus. Le produit devrait ressembler à la photo ci-dessus.
Note: Repita el paso 4 siete veces más. El producto debe ser similar al dibujo de arriba